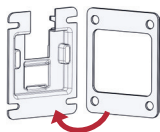


1



Dichtrahmen auf Gurtführung kleben. Zweite Schutzfolie belassen.

Stick the sealing on the guide belt (leave the second protection film).

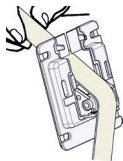
2



Dichtrahmen einschneiden um den Gurt einzufädeln.

Cut the sealing to insert the belt.

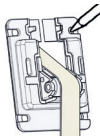
3



Gurt einfädeln und Gurtführung über dem Gurtauslass ausrichten.

Insert the belt in the guide belt and adjust the guide belt.

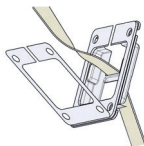
4



Schraubposition anzeichnen und ggf. Löcher bohren.

Mark the position & bore the holes if necessary.

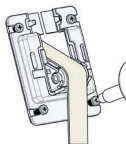
5



Zweite Schutzfolie abziehen.

Remove the second protection film.

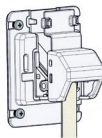
6



Gurtführung an exakter Position festkleben und festschrauben.

Stick the guide belt at the accurate position and fix it with screws.

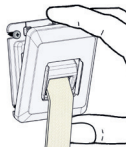
7



Abdeckkappe mit Bürstentechnik einsetzen.

Mount the cap with the brushes inside.

8



Abdeckrahmen aufklipsen.

Clip on the cover.

FERTIG! FINISHED!